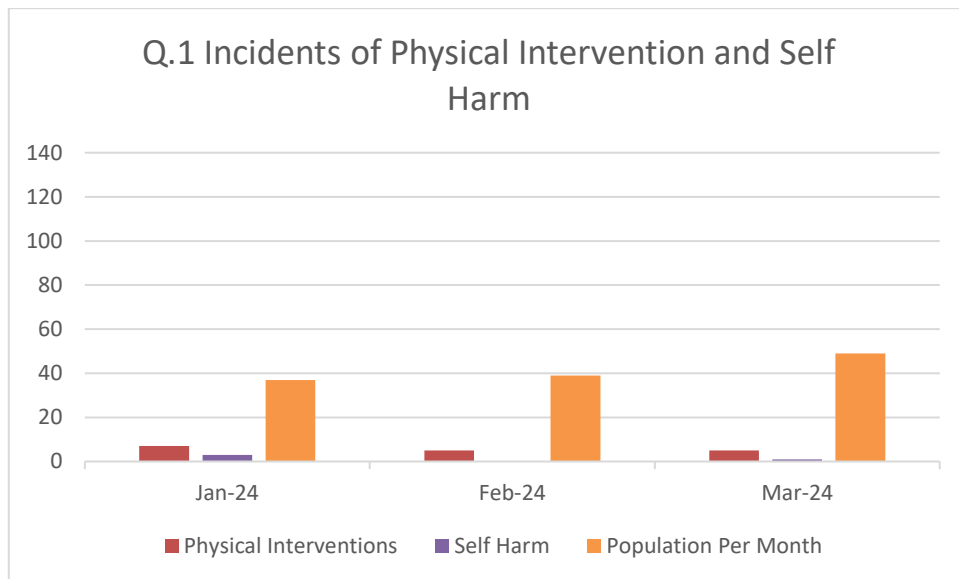


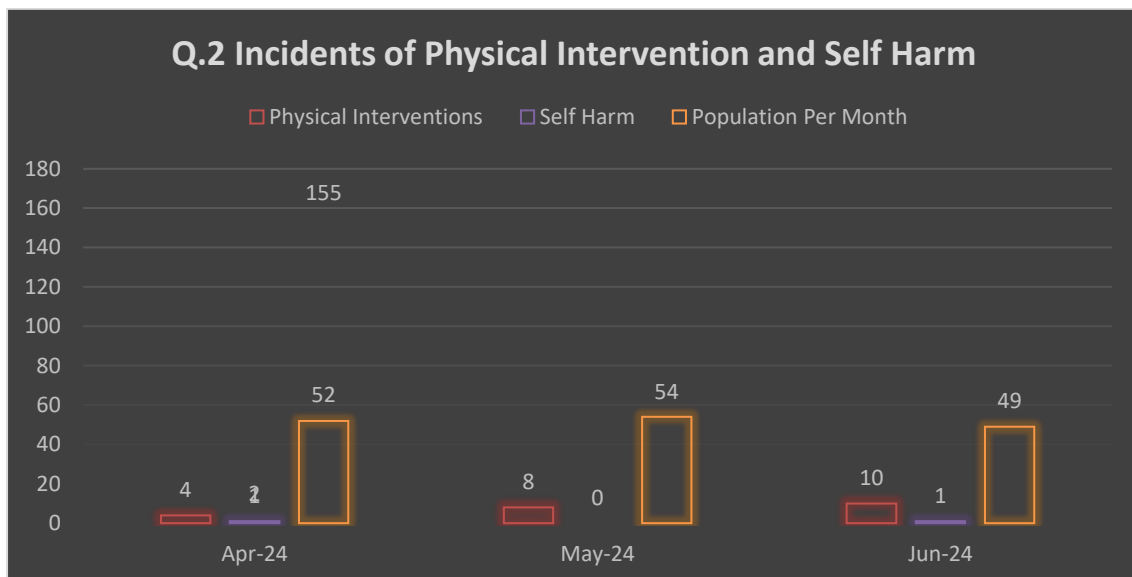
## Q1 2024 Incidents of CPI Interventions and Self Harm on Campus

| 2024     | Physical Interventions | Self Harm | Population Per Month |
|----------|------------------------|-----------|----------------------|
| January  | 7                      | 3         | 37                   |
| February | 5                      | 0         | 39                   |
| March    | 5                      | 1         | 49                   |



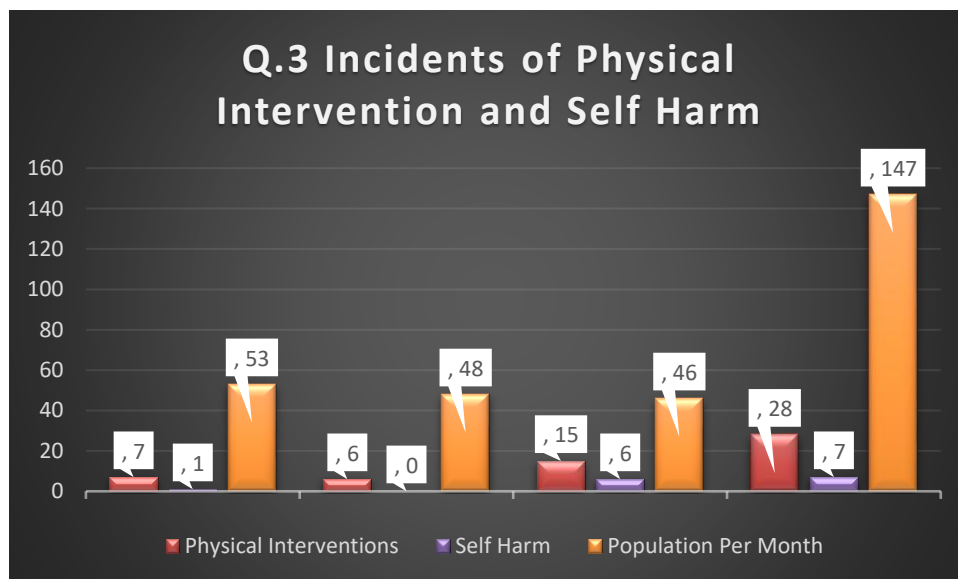
## Q2 2024 Incidents of CPI Interventions and Self Harm Breakdown on Campus

| 2024  | Physical Interventions | Self Harm | Population Per Month |
|-------|------------------------|-----------|----------------------|
| April | 4                      | 1         | 52                   |
| May   | 8                      | 0         | 54                   |
| June  | 10                     | 1         | 49                   |



## Q3 2024 Incidents of CPI Interventions and Self Harm

| 2024      | Physical Interventions | Self Harm | Population Per Month |
|-----------|------------------------|-----------|----------------------|
| July      | 7                      | 1         | 53                   |
| August    | 6                      | 0         | 48                   |
| September | 15                     | 6         | 46                   |



## Q4 2024 Incidents of CPI Interventions and Self Harm on Campus

| 2024     | Physical Interventions | Self Harm | Population Per Month |
|----------|------------------------|-----------|----------------------|
| October  | 15                     | 2         | 53                   |
| November | 4                      | 0         | 49                   |
| December | 9                      | 0         | 53                   |

